



GST NO.: 29AHZPU5620Q1ZZ

An ISO 9001:2015 Certified Company

ROYAL INDUSTRIAL SUPPLIERS

QUALITY FASTENERS SPECIALIST



8310165941 / 9959457863




sales@royalfastenersindia.com



www.royalfastenersindia.com

TECHNICAL DATA SHEET

LOW HEAD ALLEN SOCKET HEAD CAP SCREW (SHCS)



MATERIAL- STAINLESS STEEL

GRADE-SS304 (A2-70)

AS PER-DIN-7984

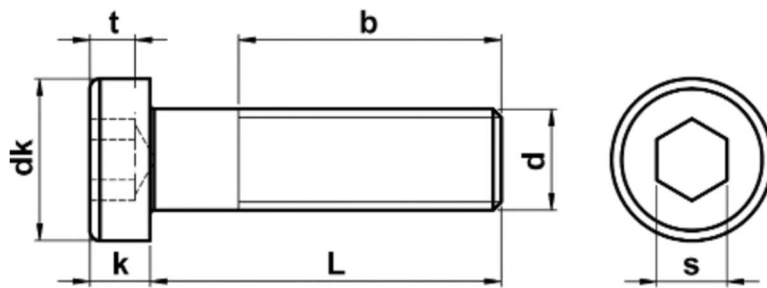
CATALOGUE NO.

FULL THRED R4C39L

HALF THRED R4C39LH

INSTALLATION GUIDE

- CONFIRM THE SCREW SIZE, THREAD PITCH, AND LENGTH MATCH THE APPLICATION REQUIREMENTS.
- ENSURE THE MATING THREAD OR HOLE IS CLEAN, DRY, AND FREE FROM DUST, OIL, OR METAL CHIPS.
- VERIFY THAT THE COUNTERBORE OR MOUNTING SURFACE IS FLAT AND SUITABLE FOR LOW HEAD CLEARANCE.
- ALIGN THE STAINLESS-STEEL LOW HEAD ALLEN SHCS WITH THE THREADED HOLE OR NUT.
- INSERT THE SCREW AND START THREADING BY HAND TO AVOID CROSS-THREADING.
- USE THE CORRECT SIZE ALLEN KEY OR HEX DRIVER FOR FULL SOCKET ENGAGEMENT.
- APPLY STEADY DOWNWARD PRESSURE WHILE TIGHTENING TO PREVENT TOOL SLIPPAGE.
- TIGHTEN THE SCREW GRADUALLY AND EVENLY UNTIL THE LOW HEAD SITS FLUSH ON THE SURFACE.
- APPLY TORQUE AS PER SPECIFIED LIMITS, CONSIDERING THE REDUCED HEAD HEIGHT.
- AVOID OVERTIGHTENING TO PREVENT SOCKET STRIPPING OR THREAD DAMAGE.
- USE THREAD LOCKING COMPOUND IF REQUIRED FOR VIBRATION-PRONE APPLICATIONS.
- INSPECT THE FINAL ASSEMBLY TO CONFIRM PROPER SEATING, ALIGNMENT, AND SECURE FASTENING.



Note: Head may be plain or knurled

Size→ Dimension↓	M3x0.5	M4x0.7	M5x0.8	M6x1.0	M8x1.25	M10x1.5
dk max	5.50	7.00	8.50	10.00	13.00	16.00
dk min	5.32	6.78	8.28	9.78	12.73	15.73
s	2.00	2.50	3.00	4.00	5.00	7.00
k max	2.00	2.80	3.50	4.00	5.00	6.00
k min	1.86	2.66	3.32	3.82	4.82	5.82
t	1.50	2.30	2.70	3.00	3.80	4.50
b min	12	14	16	18	22	26

Quote the PART NUMBER given below with your order/ inquiries:

All Dimensions in mm

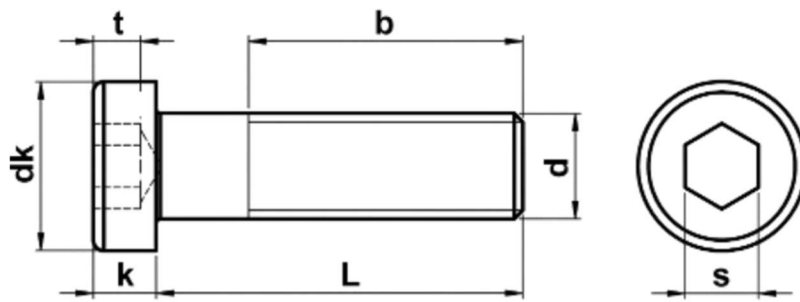
Length↓ Size→	M3x0.5	M4x0.7	M5x0.8	M6x1.0	M8x1.25	M10x1.5
3	R4C39L03003					
4	R4C39L03004	R4C39L04004				
5	R4C39L03005	R4C39L04005	R4C39L05005			
6	R4C39L03006	R4C39L04006	R4C39L05006	R4C39L06006		
8	R4C39L03008	R4C39L04008	R4C39L05008	R4C39L06008	R4C39L08008	
10	R4C39L03010	R4C39L04010	R4C39L05010	R4C39L06010	R4C39L08010	R4C39L10010
12	R4C39L03012	R4C39L04012	R4C39L05012	R4C39L06012	R4C39L08012	R4C39L10012
14	R4C39L03014	R4C39L04014	R4C39L05014	R4C39L06014	R4C39L08014	R4C39L10014
16	R4C39L03016	R4C39L04016	R4C39L05016	R4C39L06016	R4C39L08016	R4C39L10016
18	R4C39L03018	R4C39L04018	R4C39L05018	R4C39L06018	R4C39L08018	R4C39L10018
20	R4C39LH03020	R4C39L04020	R4C39L05020	R4C39L06020	R4C39L08020	R4C39L10020
22	R4C39LH03022	R4C39LH04022	R4C39L05022	R4C39L06022	R4C39L08022	R4C39L10022
25	R4C39LH03025	R4C39LH04025	R4C39L05025	R4C39L06025	R4C39L08025	R4C39L10025
30	R4C39LH03030	R4C39LH04030	R4C39LH05030	R4C39LH06030	R4C39L08030	R4C39L10030
35	R4C39LH03035	R4C39LH04035	R4C39LH05035	R4C39LH06035	R4C39LH08035	R4C39L10035
40	B4A01H03040	R4C39LH04040	R4C39LH05040	R4C39LH06040	R4C39LH08040	R4C39LH10040
45	B4A01H03045	R4C39LH04045	R4C39LH05045	R4C39LH06045	R4C39LH08045	R4C39LH10045
50	B4A02H03050	R4C39LH04050	R4C39LH05050	R4C39LH06050	R4C39LH08050	R4C39LH10050
55		R4C39LH04055	R4C39LH05055	R4C39LH06055	R4C39LH08055	R4C39LH10055
60		R4C39LH04060	R4C39LH05060	R4C39LH06060	R4C39LH08060	R4C39LH10060
65			R4C39LH05065	R4C39LH06065	R4C39LH08065	R4C39LH10065
70			R4C39LH05070	R4C39LH06070	R4C39LH08070	R4C39LH10070
75			R4C39LH05075	R4C39LH06075	R4C39LH08075	R4C39LH10075
80			R4C39LH05080	R4C39LH06080	R4C39LH08080	R4C39LH10080
90				R4C39LH06090	R4C39LH08090	R4C39LH10090
100				R4C39LH06100	R4C39LH08100	R4C39LH10100
110				R4C39LH06110	R4C39LH08110	R4C39LH10110
120				R4C39LH06120	R4C39LH08120	R4C39LH10120

Parts above the thick line are Fully Threaded. For thread length of sizes below this line refer dimension b

Sizes in BLUE are non-preferred. Availability is limited and MOQ is applied. *Data is strictly informative*

Note: All Austenitic Stainless-Steel Fasteners may exhibit some Magnetic Properties due to the Manufacturing Process.

Refer: ISO 3506-2 Annex F



Note: Head may be plain or knurled

Size→ Dimension↓	M12x1.75	M14x2.0	M16x2.0	M18x2.0	M20x2.5	M24x3.0
dk max	18.00	21.00	24.00	27.00	30.00	36.00
dk min	17.73	20.67	23.67	26.67	29.67	35.61
s	8.00	10.00	12.00	12.00	14.00	17.00
k max	7.00	8.00	9.00	10.00	11.00	13.00
k min	6.78	7.78	8.78	9.78	10.73	12.73
t	5.00	5.30	5.50	6.50	7.50	8.00
b min	30	34	38	42	46	54

Quote the PART NUMBER given below with your order/ inquiries:

All Dimensions in mm

Size→ Length↓	M12x1.75	M14x2.0	M16x2.0	M18x2.0	M20x2.5	M24x3.0
16	R4C39L12016					
18	R4C39L12018					
20	R4C39L12020	R4C39L14020	R4C39L16020			
22	R4C39L12022	R4C39L14022	R4C39L16022			
25	R4C39L12025	R4C39L14025	R4C39L16025			
30	R4C39L12030	R4C39L14030	R4C39L16030	R4C39L18030	R4C39L20030	
35	R4C39L12035	R4C39L14035	R4C39L16035	R4C39L18035	R4C39L20035	
40	R4C39L12040	R4C39L14040	R4C39L16040	R4C39L18040	R4C39L20040	R4C39L24040
45	R4C39L12045	R4C39L14045	R4C39L16045	R4C39L18045	R4C39L20045	R4C39L24045
50	R4C39LH12050	R4C39L14050	R4C39L16050	R4C39L18050	R4C39L20050	R4C39L24050
55	R4C39LH12055	R4C39LH14055	R4C39L16055	R4C39L18055	R4C39L20055	R4C39L24055
60	R4C39LH12060	R4C39LH14060	R4C39LH16060	R4C39L18060	R4C39L20060	R4C39L24060
65	R4C39LH12065	R4C39LH14065	R4C39LH16065	R4C39L18065	R4C39L20065	R4C39L24065
70	R4C39LH12070	R4C39LH14070	R4C39LH16070	R4C39LH18070	R4C39LH20070	R4C39L24070
75	R4C39LH12075	R4C39LH14075	R4C39LH16075	R4C39LH18075	R4C39LH20075	R4C39L24075
80	R4C39LH12080	R4C39LH14080	R4C39LH16080	R4C39LH18080	R4C39LH20080	R4C39L24080
90	R4C39LH12090	R4C39LH14090	R4C39LH16090	R4C39LH18090	R4C39LH20090	R4C39LH24090
100	R4C39LH12100	R4C39LH14100	R4C39LH16100	R4C39LH18100	R4C39LH20100	R4C39LH24100
110	R4C39LH12110	R4C39LH14110	R4C39LH16110	R4C39LH18110	R4C39LH20110	R4C39LH24110
120	R4C39LH12120	R4C39LH14120	R4C39LH16120	R4C39LH18120	R4C39LH20120	R4C39LH24120
130	R4C39LH12130		R4C39LH16130		R4C39LH20130	R4C39LH24130
140	R4C39LH12140		R4C39LH16140		R4C39LH20140	R4C39LH24140
150	R4C39LH12150		R4C39LH16150		R4C39LH20150	R4C39LH24150

Parts above the thick line are Fully Threaded. For thread length of sizes below this line refer dimension b

Sizes in BLUE are non-preferred. Availability is limited and MOQ is applied. Data is strictly informative

Note: All Austenitic Stainless-Steel Fasteners may exhibit some Magnetic Properties due to the Manufacturing Process.

Refer: ISO 3506-2 Annex F